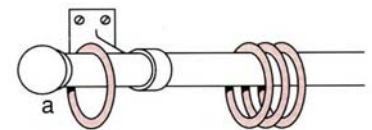


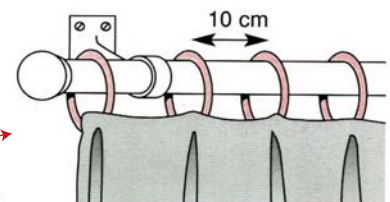
SOME PRACTICAL ADVICE

**We advice to all our customers to clean their curtain rods in brass with some soapy water then to wipe him with an appropriate and dry cloth.
Not especially not use of typical aggressive products "mirror" or "polish".
For other finishes, cross only a dry cloth.**

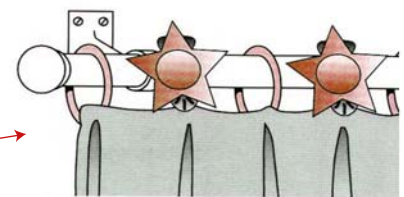
- For round rod or squared, leave a ring (a) between the final and the bracket so that the curtain remains fixed to the side.



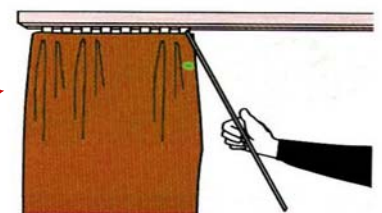
- So that the curtain falls nicely, plan a ring all the 10cm



- If you put rings pinches, insert a ring and a ring pinches so that your curtain is fixed well



- To use one throw curtain to open and close your curtain not to make dirty it



- The brackets of curtain loop (hinges, mobile curtain loop) settle in 90cm approximately above the baseboard.

